



# COMMUNITY IMPACT REPORT

OPIOID RESPONSE ASSESSMENT  
& FUNDING FRAMEWORK

2025

**Prepared By:**

Langlade County Health  
Department in conjunction  
with the Langlade County  
Opioid Taskforce





# Executive Summary

## Overview

The Community Impact Report- Opioid Response Assessment & Funding Framework serves as a strategic guide for the allocation of opioid settlement funds in alignment with the needs, voices and priorities of our community. This report synthesizes data from the Opioid & Stimulant Community Assessment, Community Health Needs Assessment, community surveys, and stakeholder interviews to provide a comprehensive understanding of the local substance use landscape.



## Purpose of the Report

The primary purpose of this report is to inform and guide the transparent and accountable distribution of opioid settlement funds in Langlede County. These funds represent a critical opportunity to invest in sustainable, evidence-based solutions that reflect both the lived experiences of residents and the gaps identified through data. All funding recommendations are aligned with the approved uses outlined in Exhibit E- Approved Uses of Opioid Funds of the national opioid settlement agreement.



# Key Findings

Analysis of local data and community feedback revealed several urgent and emerging priorities in addressing opioid and substance use. This report directly supports the use of opioid settlement funds to support the identified priority areas of --- treatment, recovery support, transportation/access barriers, youth prevention and education, mental health support and family support services.



## Treatment Services

High demand for accessible treatment options and detox services.



## Mental Health Support

Co-occurring mental health conditions are prevalent and require integrated care approaches.



## Recovery Support

Strong community need and want for peer support, recovery and housing programs.



## Family Support Services

Families affected by substance use may also need counseling, parenting support and wraparound services.



## Transportation & Access Barriers

Limited transportation options hinder access to treatment and recovery services specially in rural areas.



## Youth Prevention & Education

Community members emphasized the importance of early intervention, school-based education and youth engagement.

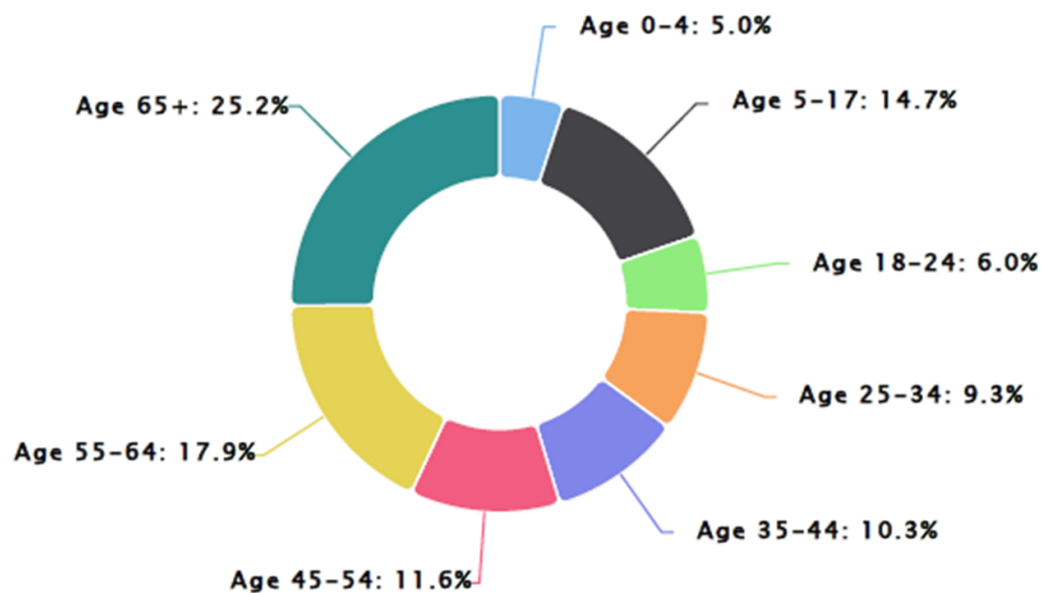
# Community Landscape

Langlade County, known for its scenic beauty and outdoor activities, covers 888 square miles with 17 square miles of lakes and rivers. It offers vital recreational resources and is referred to as the “County of Trails.” Langlade County is accessible via major highways (Highways 45, 47, and 64) allowing residents and visitors to explore the area.

**19,491** Langlade County Population

## Total Population by Age Groups, Total

Langlade County, WI



Data Source: County Health Rankings US Census Bureau, Decennial Census. 2020.

## Demographics

- 93 %** White
- 5.2 %** Two or More Races
- 0.8 %** American Indian or Alaska Native
- 0.5 %** Black



# Community Factors

## I

### INCOME & EMPLOYMENT

The median household income in Langlade County is \$57,258 which is considerably below the state's median household income of \$75,670. Leading employment industries include manufacturing (specifically forest products), retail trade, healthcare and wholesale.

[https://censusreporter.org/profiles/05000US55067-langlade-county-wi/#?text=about%2080%20percent%20of%20the,\\$57%2C258%20Median%20household%20income](https://censusreporter.org/profiles/05000US55067-langlade-county-wi/#?text=about%2080%20percent%20of%20the,$57%2C258%20Median%20household%20income)

## E

### EDUCATION

According to the County Health Rankings & Roadmaps, education attainment is lower in Langlade County with 90% completing high school compared to Wisconsin at 93%. Further 53% of Langlade County residents have some college compared to Wisconsin at 70%.

<https://www.countyhealthrankings.org/health-data/wisconsin/langlade?year=2025>



## A

### ACCESS TO CARE

Many residents face transportation barriers. This is seen in access to health care, and especially for specialized services. The county has limited behavioral health providers creating long wait times and access issues.

[https://censusreporter.org/profiles/05000US55067-langlade-county-wi/#?text=about%2080%20percent%20of%20the,\\$57%2C258%20Median%20household%20income](https://censusreporter.org/profiles/05000US55067-langlade-county-wi/#?text=about%2080%20percent%20of%20the,$57%2C258%20Median%20household%20income)

## H

### HOUSING & STABILITY

Affordable, safe, and stable housing is a concern, particularly for individuals in recovery or reentry from incarceration. Homelessness and housing insecurity issues are emerging issues tied to substance use and mental health needs.

# Community Voices for Community Impact

In 2025, Lantlode County conducted a multi-pronged community engagement effort that included:

- Stigma Survey- targeting five key groups including general community, law enforcement, fire & rescue, healthcare providers, and the recovery community.
- General opioid funding survey with 107 responses from community members.
- One-on-One interviews with 9 individuals representing diverse sectors.

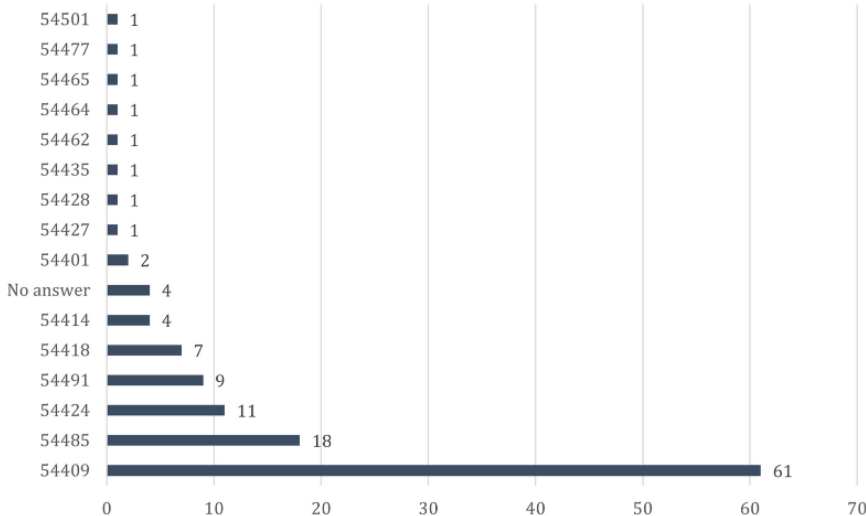
**56%**

of respondents have personal or family experience with opioid use

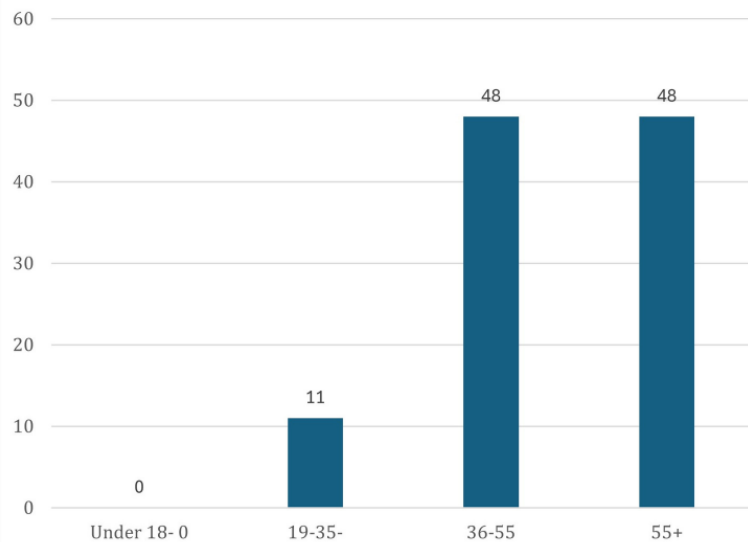
**58%**

of respondents knew someone who had overdosed

Zip Codes Represented in the Opioid Community Survey



Age Ranges Represented in the Opioid Community Survey



# Community Voices for Community Impact

Respondents identified their role(s) as:

Concerned community member

49.5%

Family member with personal/lived experience

31.8%

Individual with personal/lived experience

24.3%

Public health/government workers

19.6%

Healthcare provider

12.1%

Treatment/recovery professionals

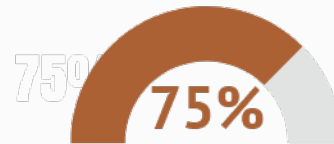
11.2%

Youth services/education professionals

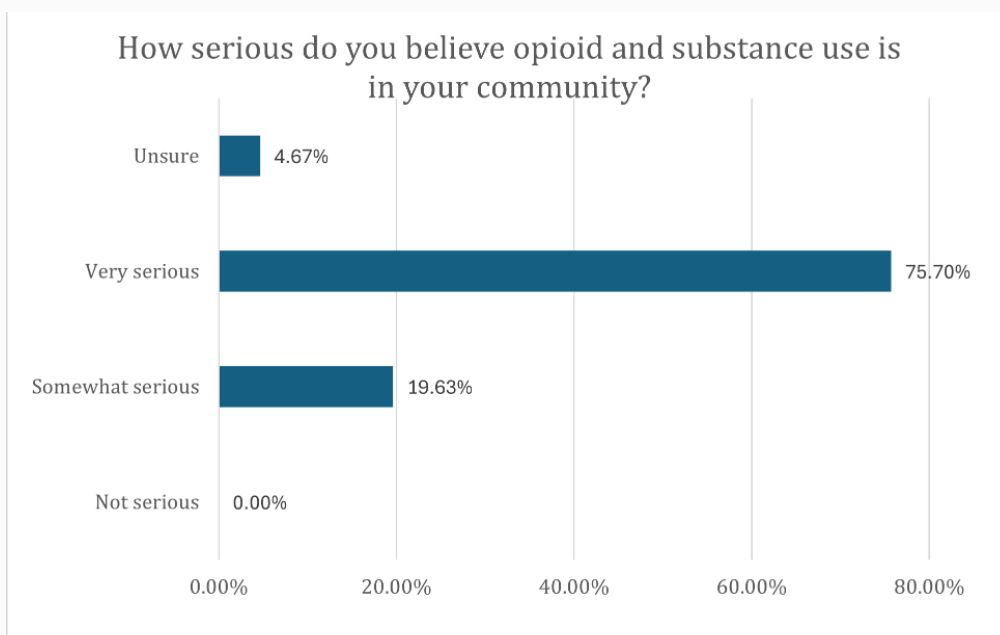
11.2%

Law enforcement/criminal justice workers

4.6%

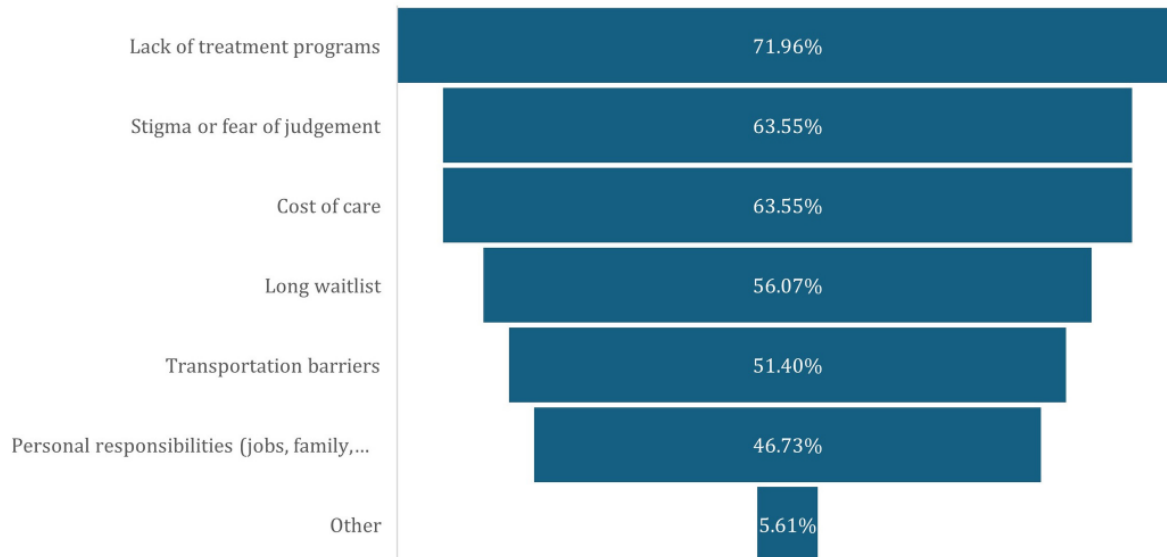


believe opioid and substance use is a **VERY SERIOUS** issue in Langlade County.



# Community Voices for Community Impact

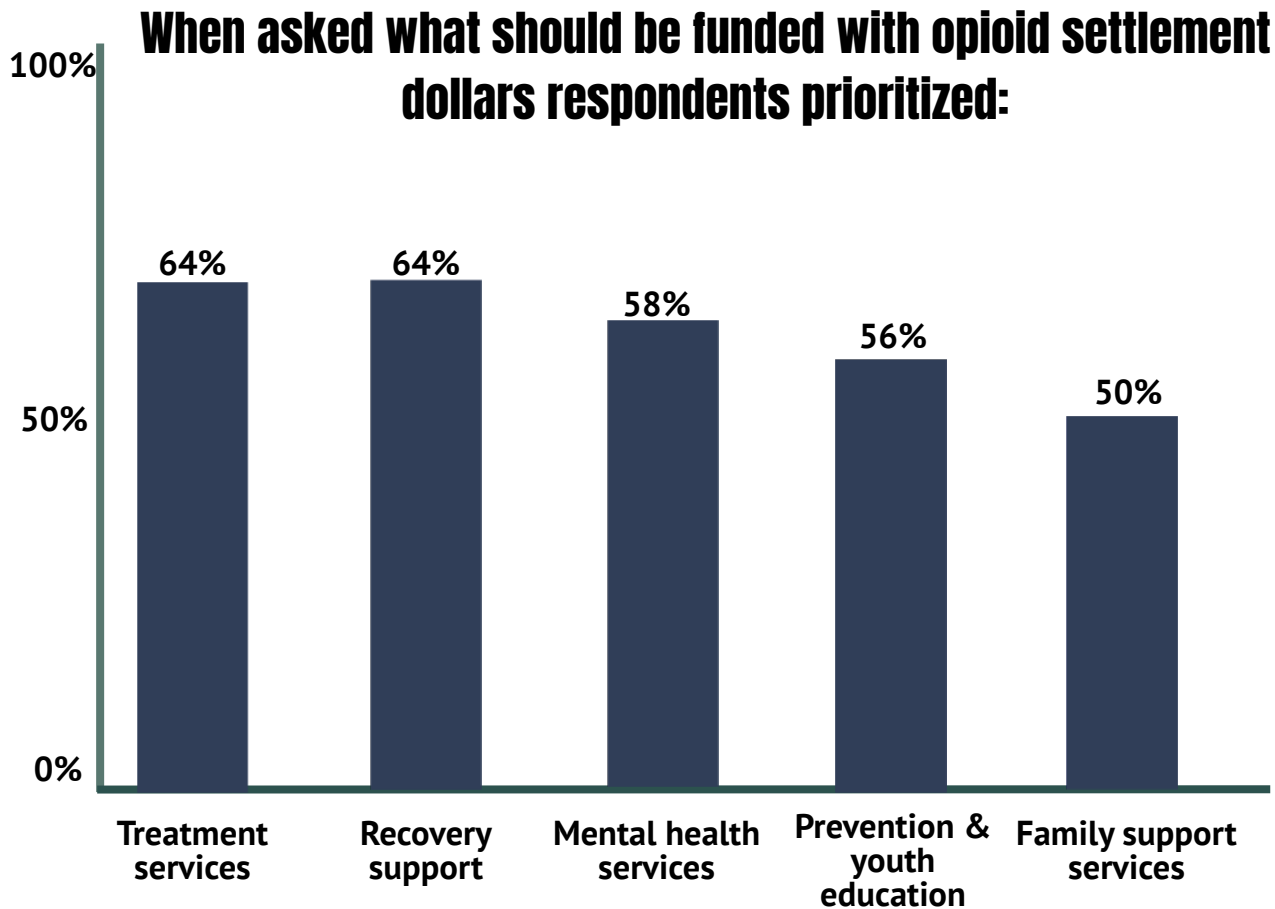
What are the biggest challenges people face when trying to access help?



## Most Helpful Supports

Support Type	Percent Endorsed
Mental Health Care	69%
Family Support Services	63%
Youth Prevention & Education Programs	59%
Detox Services	59%
Recovery Housing	57%
More Treatment Centers	55%
Peer Support Programs	50%

# Community Voices for Community Impact



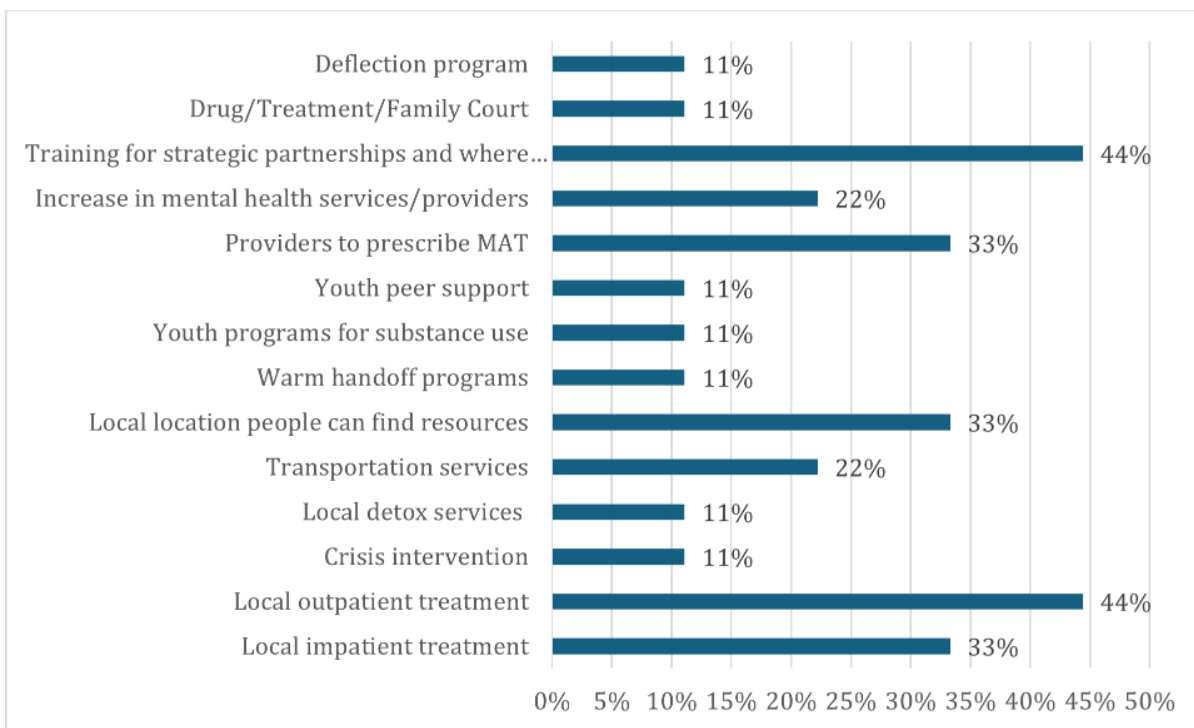
# 1 on 1 Interviews

## Major Unmet Needs

According to survey respondents, the top identified areas of unmet needs are as follows:

- No local treatment centers
- Lack of knowledge of resources/services
- Lack of housing
- Lack of transportation
- Mental health treatment gaps
- Long wait times
- Insufficient youth services
- Lack of warm handoffs and navigation services

## What services, resources or programs do you wish were more available locally?



## ★ Gaps ★

- Awareness and navigation of local resources.
- 
- Access and barriers to receive treatment and access resources.
- 
- Stigma and Community Education Needs
- 
- Recovery support with housing and maintaining recovery.

## ★ Needs ★

1. Developing a centralized resource hub
  2. Identify a navigator with warm hand-off roles
  3. Develop a clear referral to services to reduce confusion and improve linkage to care.
  4. Integrate mental health care to local resources
- 
1. Provide available and affordable transportation services
  2. Provide and fund peer-led outreach to increase treatment uptake
  3. Provide assistance with personal responsibilities with work, family, and pets when seeking treatment
  4. Increase community support for recovery
  5. Mitigate cost strategies for treatment services
  6. Provide available and affordable telehealth options
- 
1. Provide community and stakeholder education on addiction and stigma as this is a barrier to receiving treatment
  2. Provide stigma reduction campaigns
  3. Provide workforce training for integrated, trauma-informed models that pair substance use treatment with mental health services
  4. Increase provider availability for those seeking recovery including access to medication assisted treatment options
  5. Provide youth prevention and cessation education
  6. Provide youth early intervention and referral to treatment programs
- 
1. Provide peer-led recovery support from emergency settings
  2. Provide warm handoffs from criminal justice
  3. Develop programs that prioritize recovery housing
  4. Provide peer-led workforce training and expansion
  5. Provide peer-led programs that support ensuring continuity from referral to sustained care
  6. Provide programs that support families



# Prioritization

## What is Exhibit E?


Exhibit E is the section of the national opioid settlement documentation that lists approved uses for opioid remediation funds, emphasizing evidence-based strategies in harm-reduction, treatment, prevention, and recovery. It provides a non-exhaustive menu of allowable program categories (e.g., naloxone distribution, medication-assisted treatment, prevention and youth education, recovery supports, warm-handoff programs, treatment in justice settings, and system improvements) that jurisdictions may fund to mitigate opioid-related harms.

## How does Exhibit E guide local spending decisions?

It identifies core strategy areas jurisdictions should prioritize and gives flexibility to select programs that match local needs while ensuring alignment with national remediation goals. Exhibit E is the legal and programmatic reference used to determine whether a planned activity is an eligible use of settlement dollars; local funding plans and RFPs should map proposed projects to Exhibit E categories to ensure compliance.

## Langlade County's identified tiers of focus with supporting data

- **Tier 1** – Rationale: directly reduces overdose risk and increases treatment uptake; aligns with core Exhibit E strategies such as MAT, naloxone, and recovery services
  - Treatment services: 64% survey respondents and 66.6% of the interviews identified no local treatment centers
  - Recovery support: 64% survey respondents and 57% of the interviews identified a need for recovery housing
- **Tier 2** – Rationale: removes barriers to care and prevents new initiation; these activities are allowable under Exhibit E strategies for prevention, access, and system improvements
  - Transportation/ Access Barriers: 51% survey respondents identified transportation as a barrier and 51% of the interviews requested transportation as a need.
  - Youth prevention & education: 59% of survey respondents support this strategy
- **Tier 3** – Rationale: addresses root causes, co-occurring conditions, and long-term recovery sustainability; aligns to Exhibit E strategies for behavioral health integration, workforce training, and system improvements
  - Mental health support: 69% of survey respondents prioritized increasing mental health services
  - Family support services and housing: 63% of survey respondents identified the need for family support and 33.3% of the interviews identified increasing affordable housing as a need





# Prioritization

## Tier 1

- ◆ Treatment Services
- ◆ Recovery Support

## Tier 2

- ◆ Transportation/Access Barriers
- ◆ Youth Prevention & Education

## Tier 3

- ◆ Mental Health Support
- ◆ Family Support Services



# Monitor, Evaluate & Adapt

**A**

**APPROVE FUNDING  
PRIORITIES & PROCEDURE**

**D**

**ALLOCATE &  
DISTRIBUTE FUNDS**

**E**

**EVALUATE**

**C**

**CONTINUED  
COMMUNICATIONS**



**PLAN  
EVALUATE  
IMPLEMENT  
IMPROVE**

To ensure continuous improvements and meeting the needs of our community, the taskforce is committed to:

- continuous review of data
- annual review with stakeholder groups

Funding will be adjusted based on emerging data and feedback.



# Conclusion

Langlade County's Community Impact Report-Opioid Response Assessment & Funding Framework presents a clear, community-centered roadmap for using opioid settlement funds to reduce harm, expand access and strengthen long-term recovery.

## Conclusion #01

The evidence is consistent: Langlade County needs expansion of treatment capacity (outpatient, detox, etc) and recovery support services.

## Conclusion #02

Critical access barriers--including transportation, cost, wait-times must be addressed through navigation, centralized resources hubs and transportation solutions.

## Conclusion #03

Preventive work—youth education, safe storage/disposal, and stigma reduction—plus integrated mental health and family supports are essential to sustain impact and prevent future harms.

By following these priorities and actions laid out in this report, Langlade County can translate community voices and data into investments that reduce overdose risk, improve access to care, and strengthen social supports that make recovery possible. The time to act is now--investments will save lives and build a healthier more resilient community.



## Contact Details:

Phone: **715-627-6250**

Email: **[health@co.langlade.wi.us](mailto:health@co.langlade.wi.us)**

Address: **1225 Langlade Road Antigo**

Website: **[www.langladecountyhealth.org](http://www.langladecountyhealth.org)**